

HEALTHCARE

The healthcare sector consists of companies that provide medical services, manufacture medical equipment or drugs, provide medical insurance, or otherwise facilitate the provision of healthcare to patients.

MANUFACTURING

The manufacturing sector comprises establishments engaged in the mechanical, physical, or chemical transformation of materials, substances, or components into new products.

LEISURE & HOSPITALITY


The leisure & hospitality industry sector includes a broad category of fields with the service industry such as lodging, food service, theme parks, transportation & other tourism oriented products and services.

CONSTRUCTION

The construction sector includes the construction of commercial, industrial, and residential buildings and engineering projects like roads, bridges and utility systems

Career Pathways Available

- * **Career Pathways** are designed to help you reach your educational goals and explore college and career options.
- * The pathways are made up of related certificates, diplomas and degrees that build on common skills and knowledge.
- * You can begin at any point on the Career Pathway and customize your pathway to fit your goals.



2 MILLION JOBS
Available in U.S.
MANUFACTURING

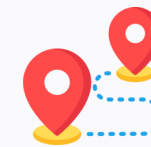

90% of manufacturing workers have medical benefits



24 **GATEWAY**
TECHNICAL COLLEGE

different industry certifications in the area of manufacturing and industrial maintenance

LEISURE & HOSPITALITY
EMPLOYS roughly **1 in 10**
people in the global economy.

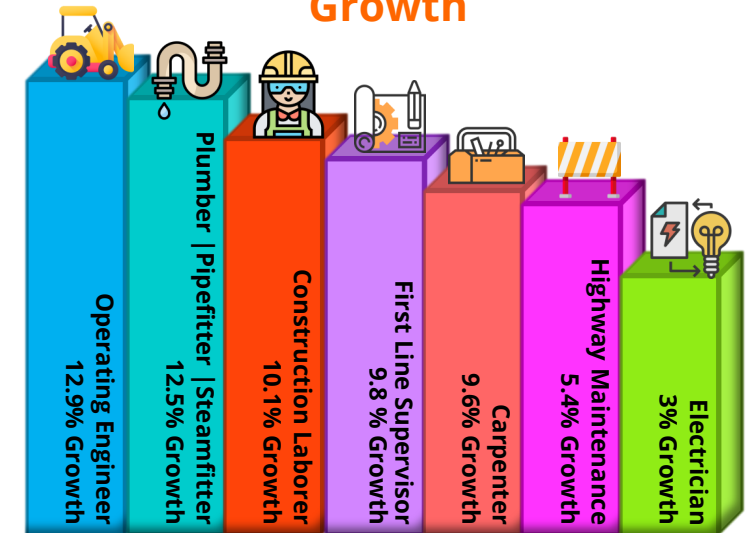


Tourism
directly & indirectly
supports **199,073 jobs**
in Wisconsin.

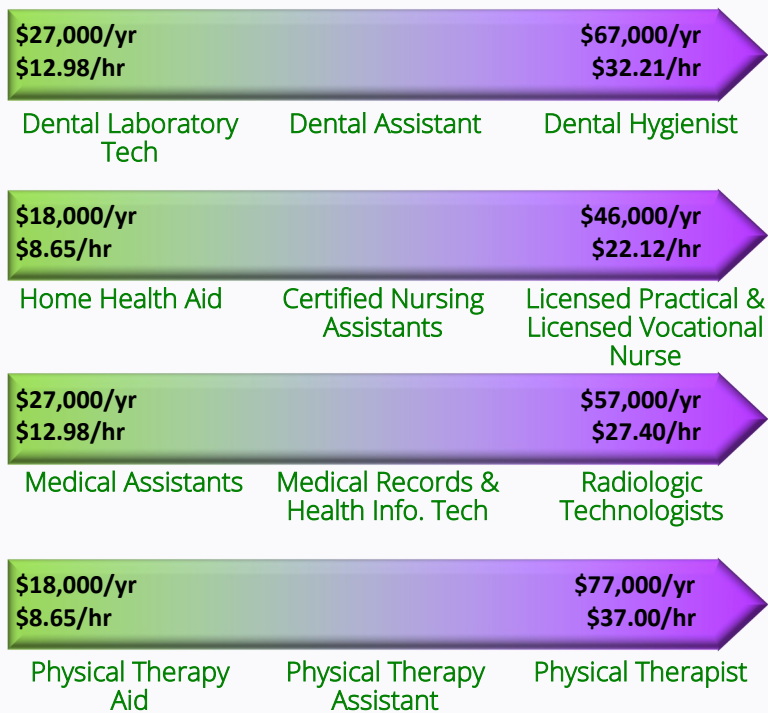
There are over **5000**
Leisure & Hospitality employers in
Southeastern Wisconsin



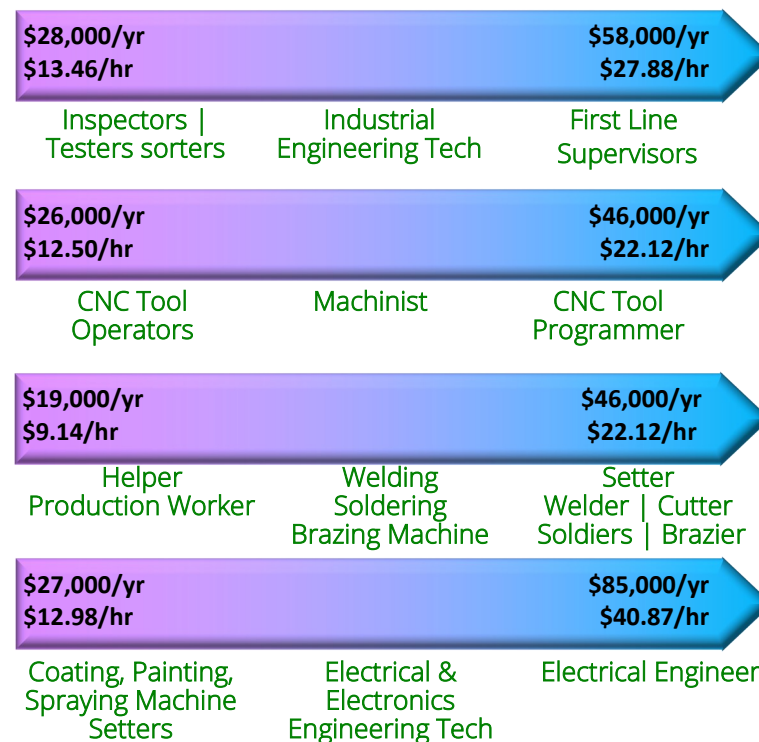
Construction 2026 Projected Growth



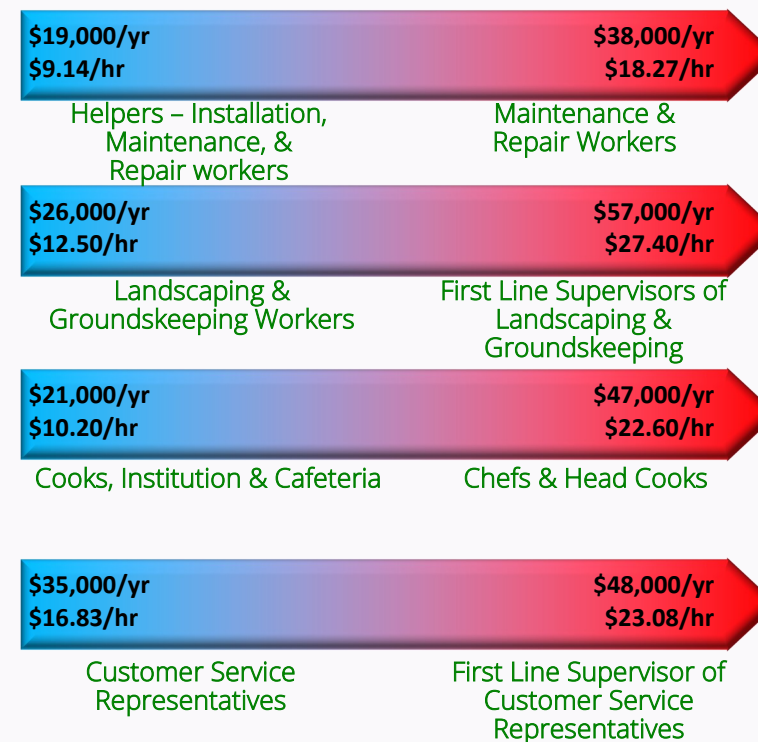
Health Care Average Wages



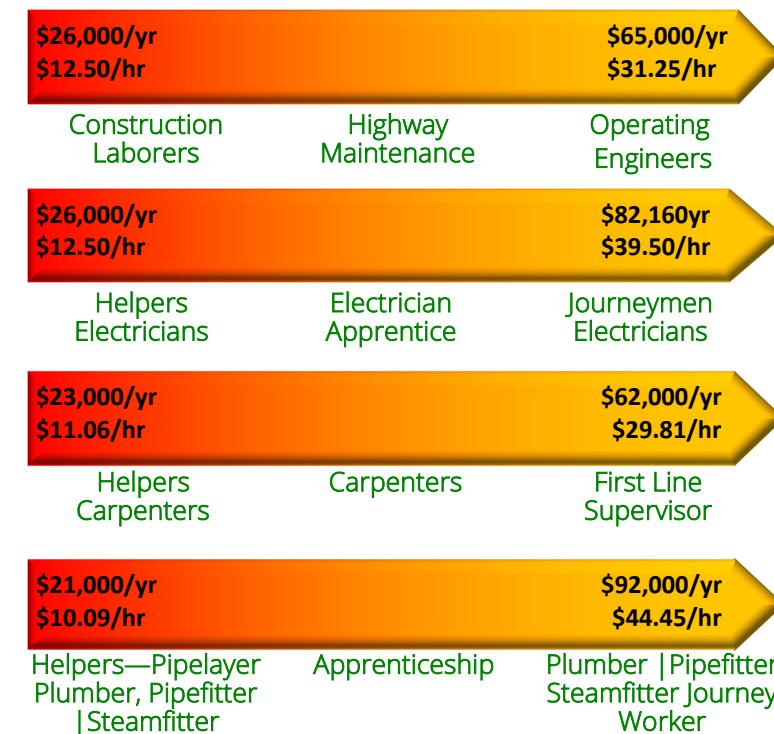
Manufacturing Average Wages



Leisure & Hospitality Growth and Wages



Construction Average Wages



TRANSPORTATION

The transportation sector consists of several industries including air freight, logistics, airline, marine, road & rail, and transportation infrastructure.

HEALTH CARE

MANUFACTURING

LEISURE & HOSPITALITY

CONSTRUCTION

TRANSPORTATION



Target Industries



A proud partner of the American Job Center network

Southeastern Wisconsin Workforce Development Board is an equal opportunity employer/program. If you need this information or printed material in an alternate format, or in different language, please contact us at (262)-741-5180. Deaf, hard of hearing, or speech impaired callers can reach us at 800-947-3529 or contact us through Wisconsin Relay Service at 7-1-1.

ACCESSING THE INDUSTRY SCHOLARS FOR SOUTHEASTERN WISCONSIN

****note:** our site is optimized for use with Google Chrome. If you are using Internet Explorer, please update to the latest version and clear your browser cache.

First Time Registration

Already have a Dynamic Works Institute Account

1 Navigate to <https://www.sewrks.com/target-industries>

- Click on the "Log In" button & complete the form with all required information
- Use a unique email for each user

2 Log into your email to validate your address.

- Only one participant may be enrolled per email address
- Enter Enrollment Key: **SEWIS** (case sensitive)

Accept the Dynamic Works Terms of Use

4 Click on the "Register" button

You are now registered! Open the Dynamic Institute web-site on the "My Courses" page.



Click on the course you want to view to begin

1 Log into your Dynamic Works Account at <https://www.dynamicinstitute.com>

- Navigate to "My Learning"
- Scroll down to "Registration Code Enrollment" and click the link.

A listing for registration code courses will open

- Choose the course you want to register for
- Click the link and enter the correct registration enrollment code: **SEWIS** (case sensitive)

3 Click "Enroll Me"

You are ready to start your new course!

4 Already enrolled but want to learn more?

You are now registered! Open the Dynamic Institute web-site "courses" page.

As each module is completed, a check will appear in the check box. All modules must be checked to complete the course

To reset your login, go to <https://www.dynamicinstitute.com/my-account/lost-password/>
For any tech support needs or access issues, send an email to dwsupport@dwfs.us

Kenosha County Job Center
8600 Sheridan Road
Kenosha, WI 53143
Phone: (262) 697-4639

Racine County Workforce Development Center
1717 Taylor Avenue
Racine, WI 53403
Phone: (262) 638-6547

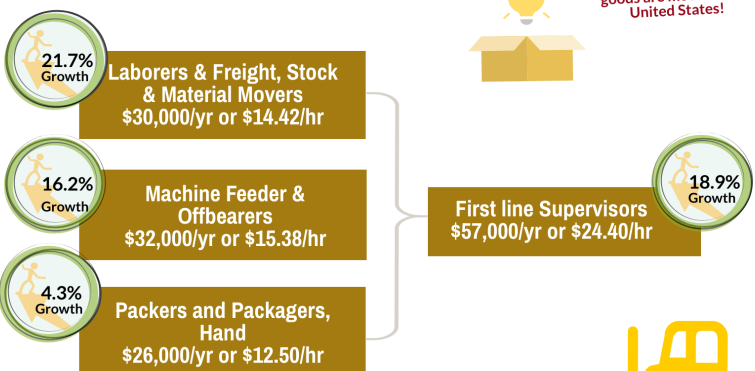
Walworth County Job Center
400 Co Trunk H
Elkhorn, WI 53121
Phone: (262) 741-5261

Wisconsin Relay Service at 7-1-1

*Icons made by Pixel perfect from www.flaticon.com *Statistics contained in this document were contributed by Gateway Technical Institute and the Bureau of Labor Statistics

WWW.SEWRKS.COM

WAREHOUSE WORKERS



DRIVING OCCUPATIONS

There are 200,000 female long haul drivers ... and growing!

